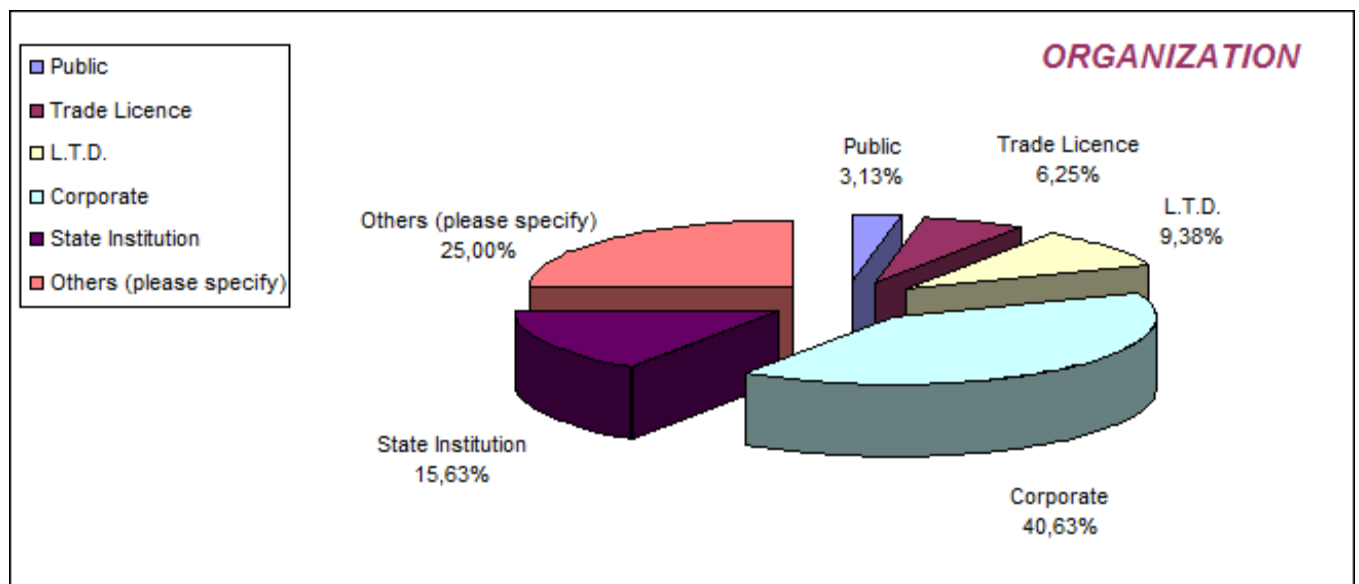


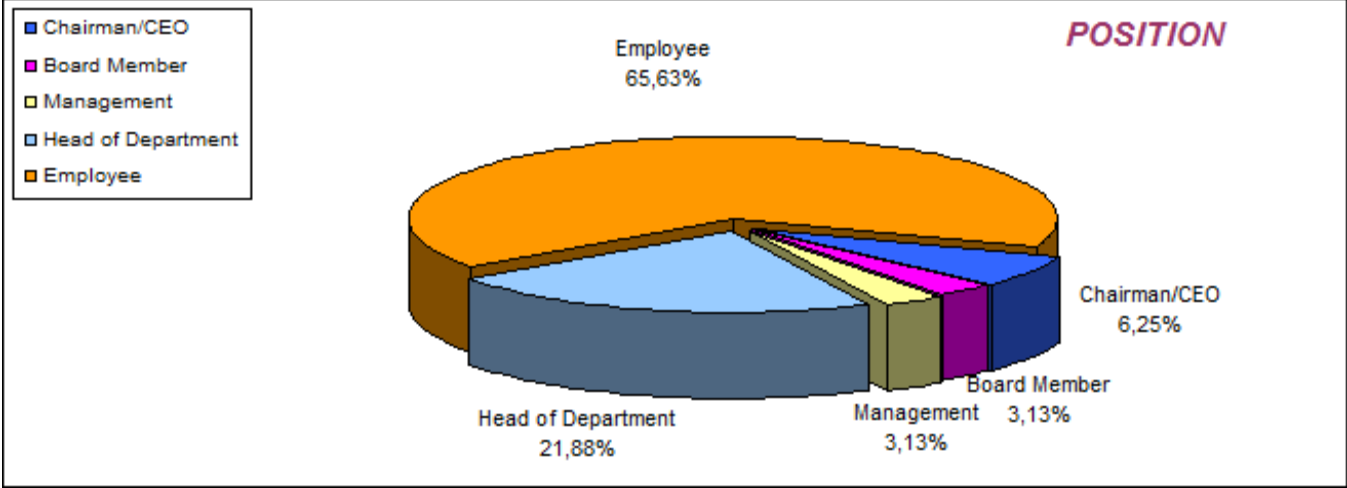
The XXII. International Conference - New trends in safety and health

Total participants that filled the evaluation forms	32			
Question on	answer	Available Answer Text	Number of respondents to each particular question	Percent out of total

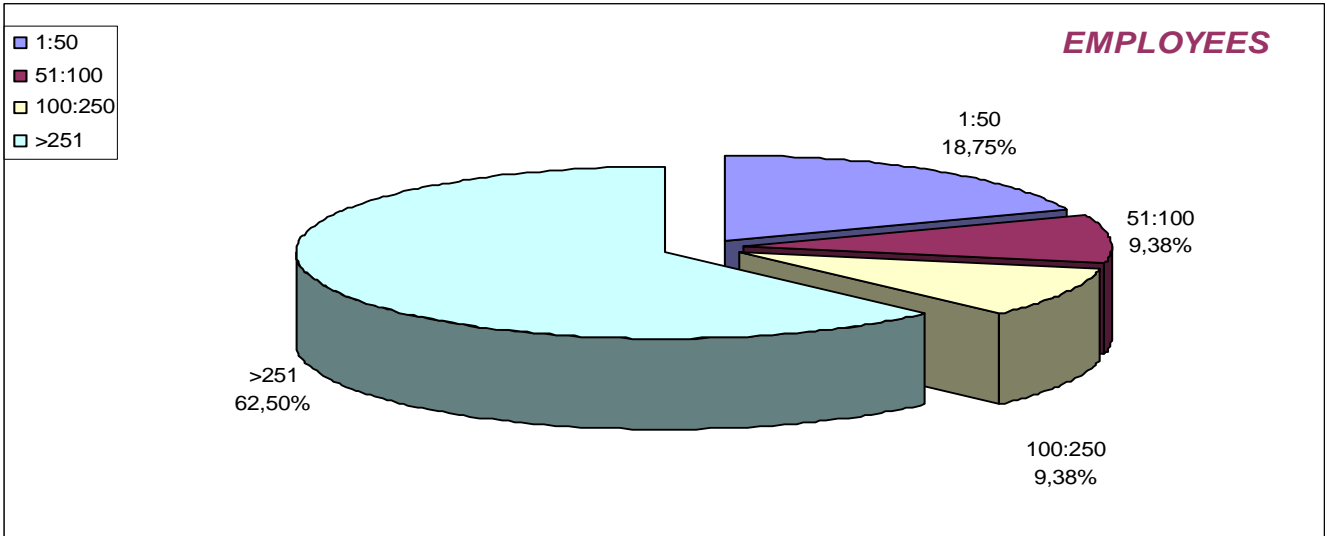
Organization	1	Public	1	3,13%
	2	Trade Licence	2	6,25%
	3	L.T.D.	3	9,38%
	4	Corporate	13	40,63%
	5	State Institution	5	15,63%
	6	Others (please specify)	8	25,00%



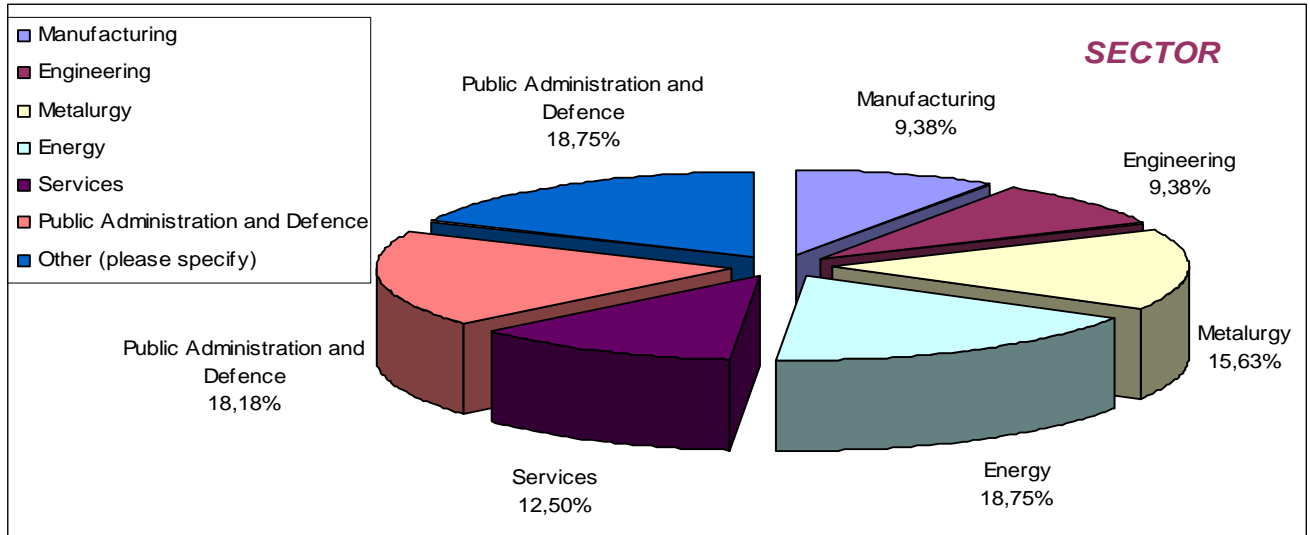
Position	1	Chairman/CEO	2	6,25%
	2	Board Member	1	3,13%
	3	Management	1	3,13%
	4	Head of Department	7	21,88%
	5	Employee	21	65,63%



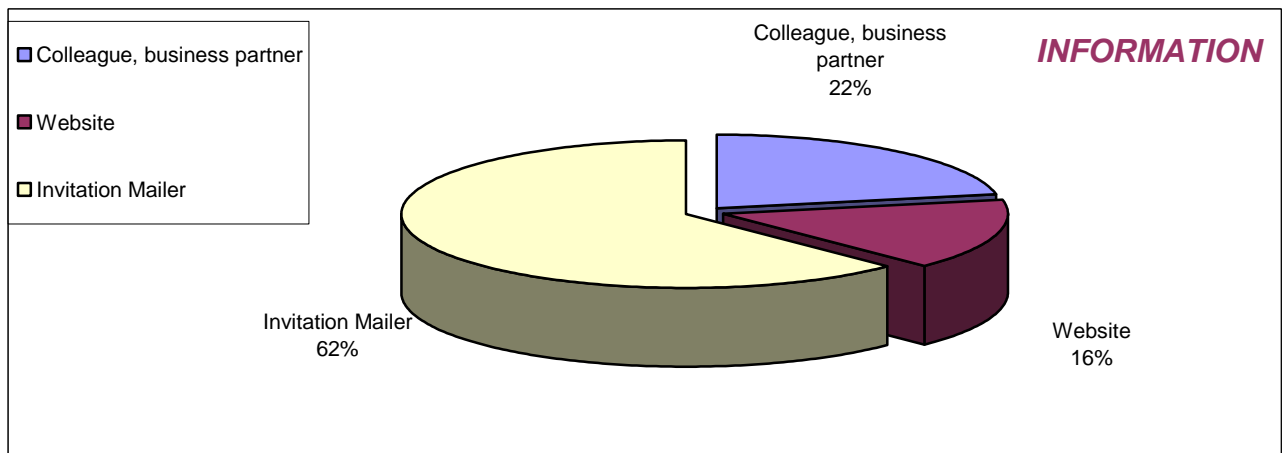
Employees	1	1:50	6	18,75%
	2	51:100	3	9,38%
	3	100:250	3	9,38%
	4	>251	20	62,50%



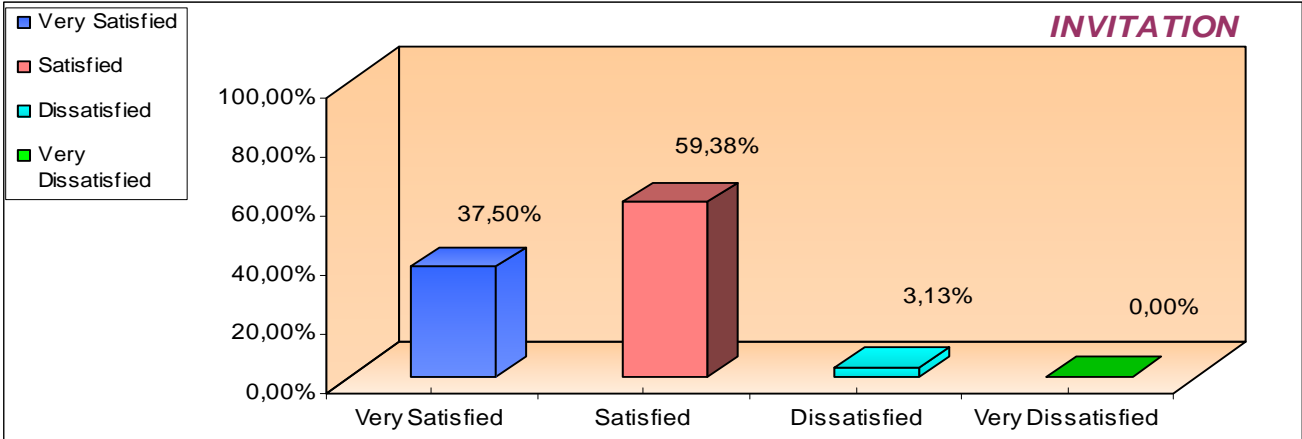
Sector	1	Manufacturing	3	9,38%
	2	Engineering	2	9,38%
	3	Metalurgy	5	15,63%
	4	Energy	6	18,75%
	5	Services	4	12,50%
	6	Transportation	0	0,00%
	7	Public Administration and Defence	6	18,75%
	8	Other (please specify)	6	18,75%



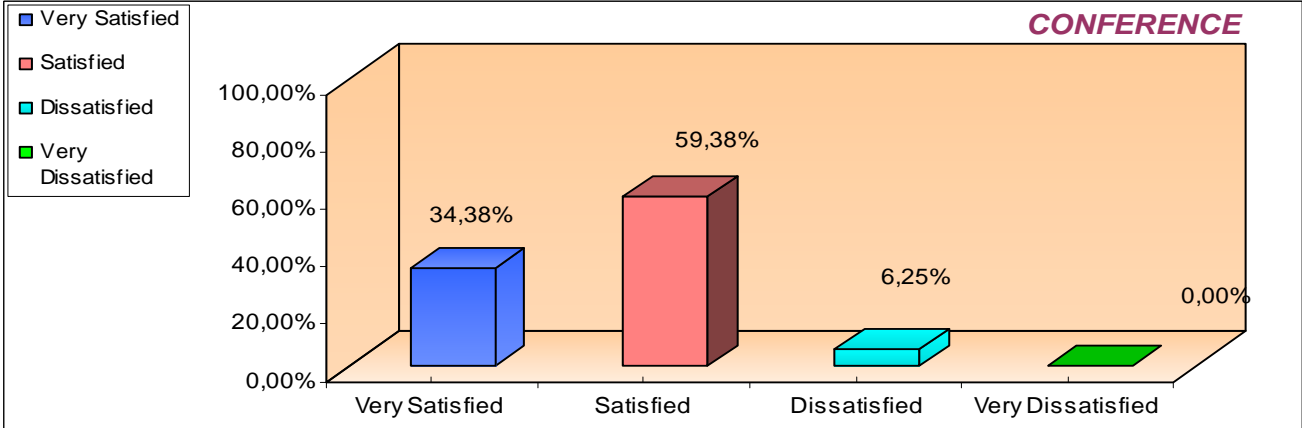
1. How did you hear about this conference?	1	Colleague, business partner	7	21,88%
	2	Printed Press, Magazines	0	0,00%
	3	Website	5	15,63%
	4	Invitation Mailer	20	62,50%



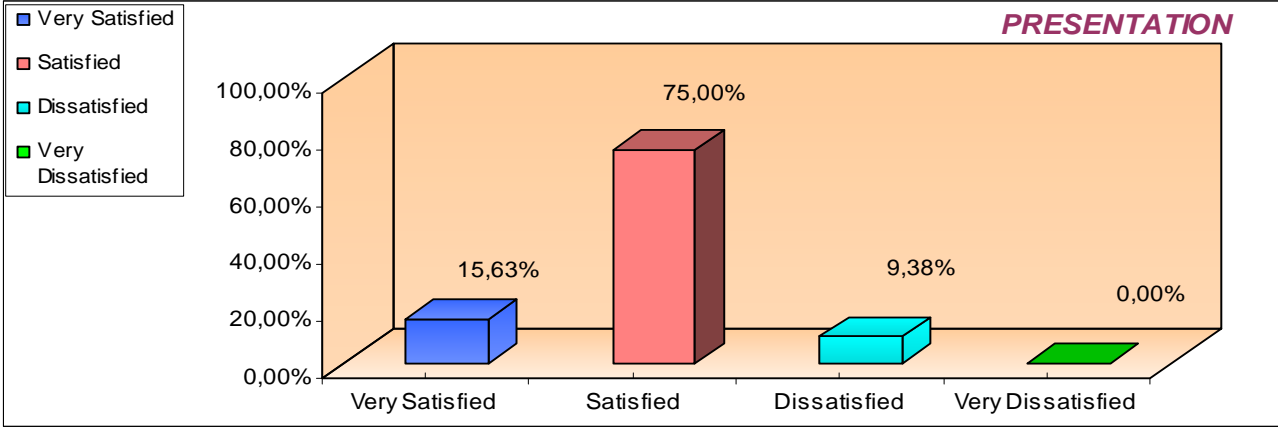
2. Were you satisfied with the invitation letter?	1	Very Satisfied	12	37,50%
	2	Satisfied	19	59,38%
	3	Dissatisfied	1	3,13%
	4	Very Dissatisfied	0	0,00%



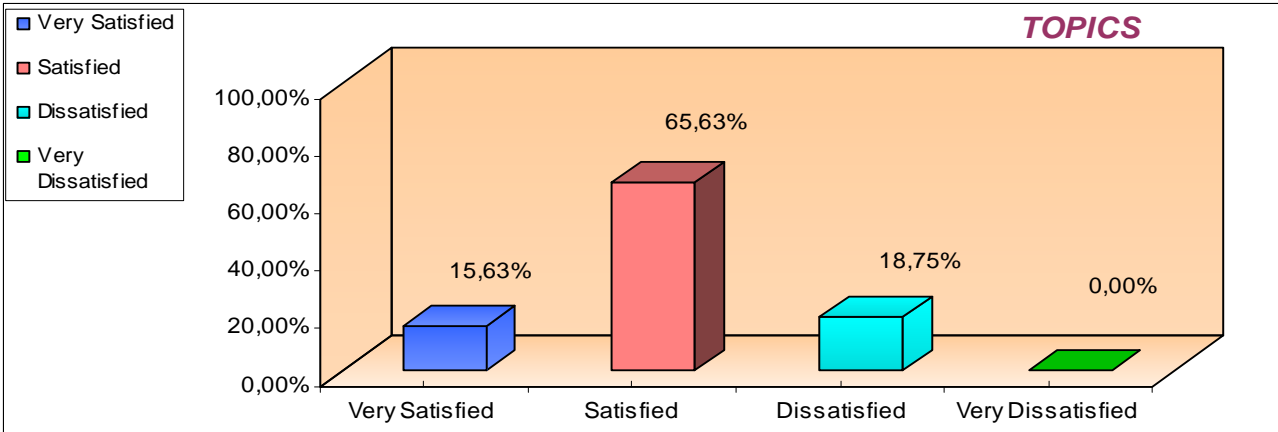
3. Was the conference programme on the whole interesting and insightful?	1	Very Satisfied	11	34,38%
	2	Satisfied	19	59,38%
	3	Dissatisfied	2	6,25%
	4	Very Dissatisfied	0	0,00%



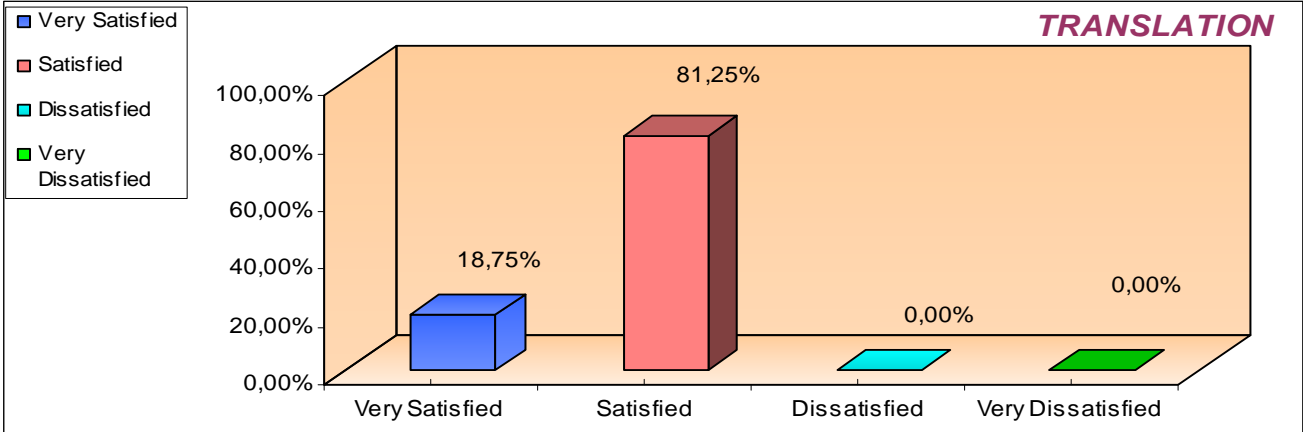
4. Were the presentations by the speakers done in an interesting and professional way?	1	Very Satisfied	5	15,63%
	2	Satisfied	24	75,00%
	3	Dissatisfied	3	9,38%
	4	Very Dissatisfied	0	0,00%



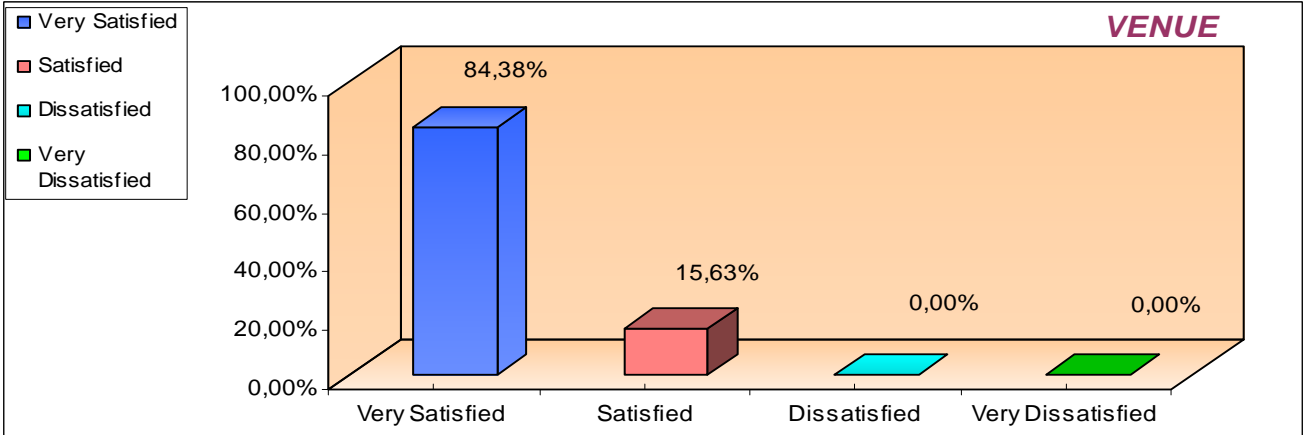
5. Were you introduced to new topics and issues and did you learn things which are important for your business?	1	Very Satisfied	5	15,63%
	2	Satisfied	21	65,63%
	3	Dissatisfied	6	18,75%
	4	Very Dissatisfied	0	0,00%



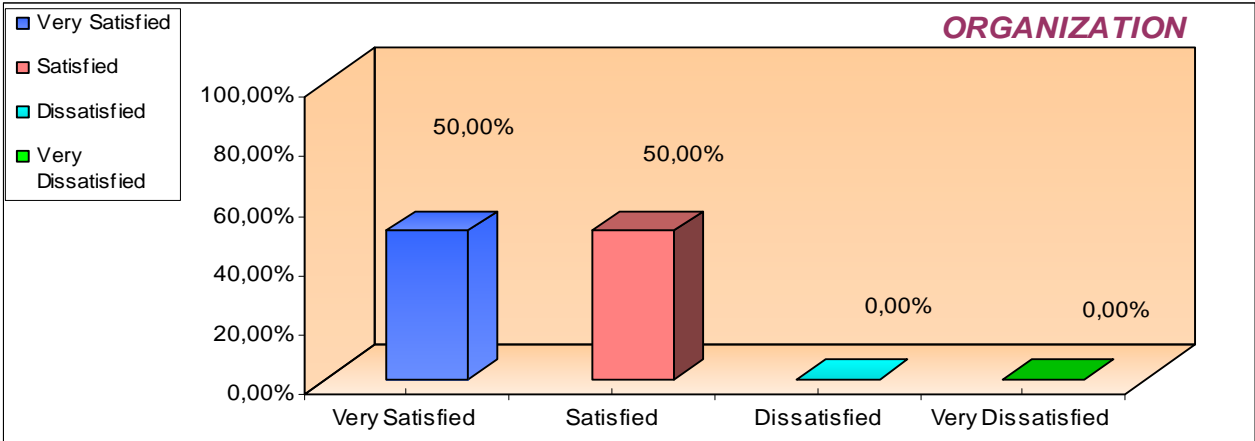
6. Were you satisfied with the simultaneous translation?	1	Very Satisfied	6	18,75%
	2	Satisfied	26	81,25%
	3	Dissatisfied	0	0,00%
	4	Very Dissatisfied	0	0,00%



7. Were you satisfied with the venue of organization?	1	Very Satisfied	27	84,38%
	2	Satisfied	5	15,63%
	3	Dissatisfied	0	0,00%
	4	Very Dissatisfied	0	0,00%



8. Were you satisfied with the organization/ implementation of the conference?	1	Very Satisfied	16	50,00%
	2	Satisfied	16	50,00%
	3	Dissatisfied	0	0,00%
	4	Very Dissatisfied	0	0,00%



9. Would you recommend this conference to a colleague or business partner?	1	Yes	32	100,00%
	2	No	0	0,00%

